



DX2000 Deck Boat

DX2000

Specifications

| | US | CE |
|----------------------------------|-----------|----------|
| LENGTH OVERALL (LOA) | 19' 6" | 5.95 M |
| WIDTH (BEAM) | 8' 1" | 2.46 M |
| MAX PEOPLE CAPACITY | 10 | 9 |
| MAX HORSEPOWER | 180 HP | 180 HP |
| DEADRISE | 17° | 17° |
| APPROX WEIGHT W/ STANDARD ENGINE | 2,810 LBS | 1,274 KG |
| APPROX WEIGHT W/ TRAILER | 4,010 LBS | 1,818 KG |
| MAX PEOPLE WEIGHT | 1,653 LBS | 750 KG |
| FUEL CAPACITY | 35 GAL | 132 L |
| DRAFT DOWN | 3' 0" | 0.91 M |
| HEIGHT ON TRAILER ¹ | 7' 1" | 2.2 M |
| BEAM ON TRAILER | 8' 6" | 2.6 M |
| STORAGE LENGTH ² | 26' 9" | 8.13 M |

Specification dimensions are approximations and subject to variance.

¹ Tongue jack lowered all the way down.

² Stern drive in down position and trailer tongue swung to side.

Colors, graphics and some equipment shown, subject to change without notice.

Standard Features

| | |
|------------------------|--|
| Engine | 115 HP Mercury® FourStroke XL EFI Outboard |
| Cockpit | Integrated Cooler Standard Speakers (2) Cup Holders (4) Grab Handles (5) Mooring Cleats (6) Fuel Fill w/ Integrated Vent Helm Seat w/ 180° Swivel In-Floor Ski/Wakeboard Storage Waterproof 120-Watt AM/FM Stereo w/ MP3 Capability |
| Electrical | Battery Switch 1200 GPH Bilge Pump (Manual) |
| Helm | Multi-Function Gauges w/ Fog Resistant Glass Lenses: Fuel, Speedometer, Tachometer, Voltmeter 12V Accessory Outlet 12V Horn Side-Mounted Engine Controls w/ Trim & Tilt Switch in Handle Tilt Steering Mechanical Cable Steering (Outboard Models) Analog Trim Indicator Custom Sport Steering Wheel |
| Hull & Deck | Bow & Transom Eyes (3) 12V Navigation Lights Bow Ladder w/ Hinged Lid Anchor Locker Fiberglass Floor Liner Swim Platform w/ Telescoping Ladder Swim Platform Extension Aerated Livewell Under Rear Bench Seat |

EXTERIOR COLORS

| | | | |
|---------------------------------|--------------------------------|--------------------------------|-----------------|
| | | | |
| Solid White Hull | Solid Black Hull | Solid Blue Hull | Solid Gray Hull |
| | | | |
| Black Hull Sides (White Bottom) | Blue Hull Sides (White Bottom) | Gray Hull Sides (White Bottom) | |

INTERIOR COLORS

| | |
|-------------------|---------------------------|
| | |
| Chestnut Interior | Graphite (Gray and White) |

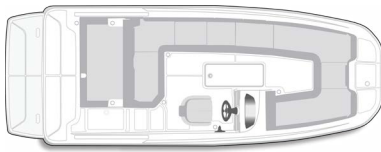
BAYLINER

DX2000 Available Options

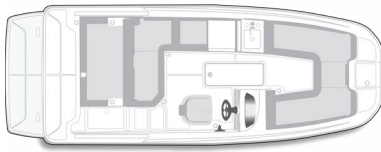
★ = POPULAR OPTION

BAYLINER.COM

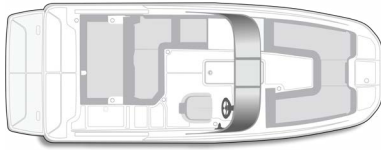
DX2000 Deck Boat



Maximum seating layout (Standard)



Entertainment layout w/ integrated sink



Dual console layout w/ windshield



BEGIN 360° VIRTUAL
TOUR ONLINE

Engine

- ☐ 115 HP Mercury® FourStroke XL EFI Outboard
- ☐ 115 HP Mercury® FourStroke CommandThrust EFI Outboard
- ☐ 115 HP Mercury® Pro XS XL Outboard
- ☐ 150 HP Mercury® FourStroke EFI Outboard

Steering

- ☐ Hydraulic Steering System (115 HP and Below)

Top

- ☐ Bimini, 6' Top w/ Boot ★
- ☐ Xtreme Tower w/ Integrated Bimini Top

Canvas

- ☐ Snap-On Bow Well & Cockpit Cover (Windshield) ★
- ☐ Snap-On Bow Well & Cockpit Cover (Non-Windshield)

Floor Covering

- ☐ Cockpit Flooring (Gray Mat) ★
- ☐ Cockpit Flooring (Teak Mat) ★
- ☐ Snap-In Seagrass Woven Floor Covering (Teak)
- ☐ Snap-In Seagrass Woven Floor Covering (Gray)

Floor Layout

- ☐ Maximum Seating Layout
- ☐ Entertainment Layout w/ Integrated Sink
- ☐ Dual Console Layout w/ Windshield

Seats & Upholstery

- ☐ Bow Filler Cushion

Appearance Package

- ☐ Stainless Package (Cup Holders, Fuel Fill, Thru Hull, Horn Vent, Bow Hatch, Latches, Rub Rail)

Lighting Package

- ☐ Exterior Lighting Package (LED Docking Lights, 2x Rear Underwater Lights)

Water Sports

- ☐ Ski Tow Pylon
- ☐ Wakeboard Rack (1x)
- ☐ Wakeboard Rack (2x)

Swim Platforms

- ☐ Swim Platform Mat (Gray)
- ☐ Swim Platform Mat (Teak)
- ☐ Extended Swim Platform Mat (Gray)
- ☐ Extended Swim Platform Mat (Teak)

Convenience Options

- ☐ 7" Glass Dash Screen w/ Engine Data
- ☐ Bow Table
- ☐ Cockpit Table
- ☐ 500 GPH Bilge Pump (Automatic) ★
- ☐ Digital Depth Indicator ★
- ☐ High Altitude Prop
- ☐ Portable Head
- ☐ Transom Shower w/ On-Demand Water System
- ☐ Bow Wind Block (Requires Bow Filler Cushion)
- ☐ VesselView Mobile

Fishing Accessories

- ☐ Bow Casting Platform & Seat
- ☐ Dual Battery w/ 24V Plug
- ☐ Fish Finder: Lowrance HOOK2 4X
- ☐ Trolling Motor Bracket w/ 24V Plug

Trailers

- ☐ Single Axle Painted Trailer w/ Brakes and Swing Tongue (Black)
- ☐ Single Axle Galv Trailer w/ Brakes & Swing Tongue

BAYLINER®