



T20CC & T20CX Center Console

# T20cc/cx

## Specifications

	US	CE
LENGTH OVERALL (LOA)	20' 6"	6.10 M
WIDTH (BEAM)	8' 0"	2.43 M
MAX PEOPLE CAPACITY	8	7
MAX HORSEPOWER	175 HP	200 HP
DEADRISE	18°	18°
APPROX WEIGHT W/ STANDARD ENGINE	3,200 lbs	1,451 KG
APPROX WEIGHT W/ TRAILER	4,142 lbs	1,878 KG
MAX PEOPLE WEIGHT	1,323 lbs	600 KG
FUEL CAPACITY	55 gal	208 L
DRAFT DOWN	2' 8"	0.61 M
HEIGHT ON TRAILER W/ T-TOP <sup>1</sup>	11' 0"	3.35 M
HEIGHT ON TRAILER W/O T-TOP <sup>1</sup>	8' 11"	2.44 M
BEAM ON TRAILER	8' 3"	2.44 M
STORAGE LENGTH <sup>2</sup>	22' 2"	6.71 M

Specification dimensions are approximations and subject to variance.

<sup>1</sup> Tongue jack lowered all the way down.

<sup>2</sup> Stern drive in down position and trailer tongue swung to side.

Colors, graphics and some equipment shown, subject to change without notice.


## Standard Features

- Engine** 115 HP Mercury® FourStroke EFI Outboard
- Cockpit**
  - Self-Bailing Cockpit
  - Fuel Fill w/ Integrated Vent
  - Waterproof 120-Watt AM/FM Stereo w/ Bluetooth Capability
  - Leaning Post
  - Battery Switch
  - 1200 GPH Bilge Pump (Manual)
  - Removable Cushions
  - CC Package - Flip-Up Transom Seats
- Steering** Hydraulic Steering System
- Helm** Multi-Function Gauges w/ Fog Resistant Glass Lenses:
  - Fuel, Speedometer, Tachometer, Voltmeter
  - 12V Horn
  - Binnacle-Mounted Engine Controls w/ Trim & Tilt Switch in Handle
  - Tilt Steering
  - Mechanical Throttle and Shift
- Hull & Deck**
  - Bow & Transom Eyes (3)
  - 12V Navigation Lights
  - Anchor Locker
  - Fiberglass Floor Liner
  - Helm Windscreen
  - Port and Starboard Swim Boards w/ Ladder
- Fishing**
  - Center Console w/ Stainless Steel Steering Wheel
  - Leaning Post Livewell
  - Insulated Fish Box
  - Transom Aerated Livewell - CC Seating Pkg Only
- Trailer** Tandem Axle Galv Trailer w/ Brakes & Swing Tongue

### EXTERIOR COLORS



### INTERIOR COLORS

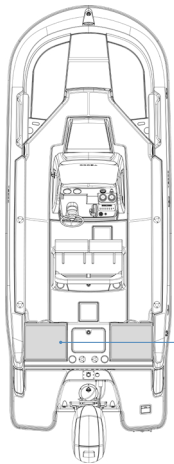


# T20cc/cx Available Options

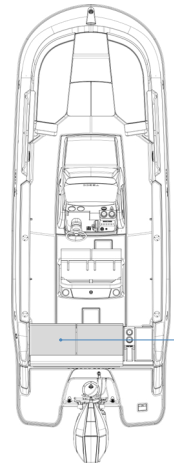
BAYLINER.COM

T20CC & T20CX Center Console

★ = POPULAR OPTION



CC Fold-down jump seats on either side of the aft casting deck



CX Single large bench seat



BEGIN 360° VIRTUAL  
TOUR ONLINE

## Engines

- 115 HP Mercury® FourStroke EFI Outboard
- 115 HP 4-Stroke EFI Command Thrust Mercury® Outboard
- 115 HP Mercury® Pro XS XL Outboard
- 150 HP Mercury® FourStroke EFI Outboard
- 175 HP Mercury® Fourstroke ProXS Outboard
- High Altitude Prop

## Steering

- Power Steering — 175 HP and higher, OB

## Tops

- T-Top w/ Rail-Mounted Rod Holders (4)
- Bimini, 6' Top w/ Boot ★

## Canvas

- Snap-On Center Console & Helm Seat Cover ★

## Floor Covering

- Cockpit Flooring (Gray Mat) ★
- Cockpit Flooring (Teak Mat) ★

## Seats & Upholstery

- CC Package - Flip-Up Transom Seats
- CX Package - Transom Cruising Bench Seat
- Bow Filler Cushion

## Fishing Accessories

- Dual Battery Trays w/ 24V Plug
- Gunnel Rod Holders (4)

## Appearance Package

- Stainless Package (Fuel Fill, Thru Hull, Horn Vent, Bow Hatch, Latches, Rub Rail)
- Large Trophy Decal Set

## Lighting Package

- Exterior Lighting Package (LED Docking Lights, 2x Rear Underwater Lights)
- Interior Lighting Package

## Water Sports

- Ski Tow Pylon

## Convenience Options

- 7" Glass Dash Screen w/ Engine Data\*
- 9" Glass Dash Screen w/ Engine Data\*
- 12" Glass Dash Screen w/ Engine Data\*
- Transom Shower w/ On-Demand Water System
- 500 GPH Bilge Pump (Automatic) ★
- Cockpit Table
- Digital Depth Indicator ★
- VesselView Mobile
- Storage Bag with Track System
- Anchor Roller
- Dual Battery Trays w/ Switch
- Fresh Water Shower

## Trailers

- Tandem Axle Galvanized Trailer w/ Brakes
- Tandem Axle Black Painted Trailer w/ Brakes

\* Glass Dash options available in dual screen configurations

BAYLINER®